

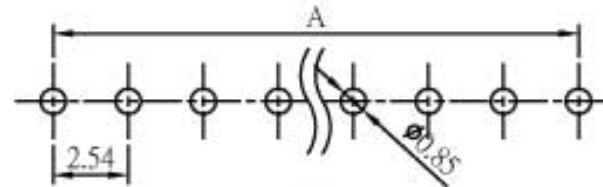
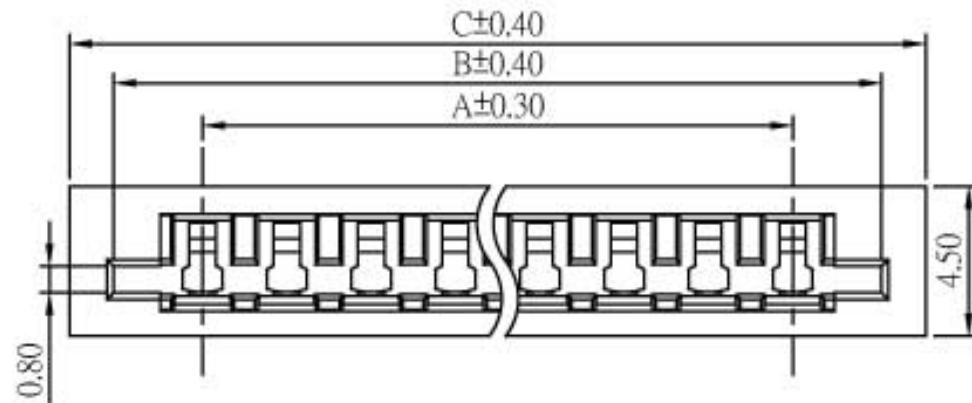
FPC/FFC 2.54mm Non ZIF Dip Type Top Entry

Specifications

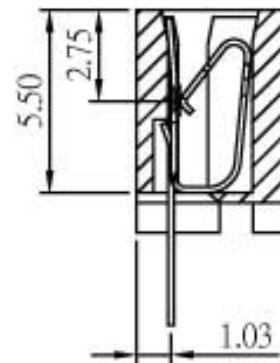
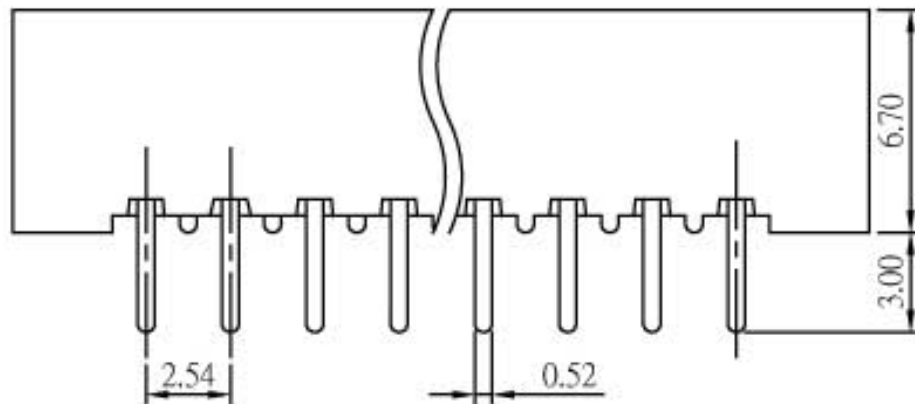
Current Rate: 1.0 AMP
 Insulation Resistance: 50MΩ Min.
 Contact Resistance: 20mΩ Max.
 Dielectric Voltage: 500V AC for one minute
 Operation Temperature: -20°C to +85°C

Material

Insulator: Polyester, UL 94V-0
 ©Standard: PBT
 Terminal: Copper Alloy
 Plated: Tin Plated



Recommended PCB Layout
 (PCB TOLERANCE ±0.05)



No. of Contacts	Dimensions			No. of Contacts	Dimensions		
	A	B	C		A	B	C
02	2.54	8.43	10.54	15	35.56	41.45	43.56
03	5.08	10.97	13.08	16	38.10	43.99	46.10
04	7.62	13.51	15.62	17	40.64	46.53	48.64
05	10.16	16.05	18.16	18	43.18	49.07	51.18
06	12.70	18.59	20.70	19	45.72	51.61	53.72
07	15.24	21.13	23.24	20	48.26	54.15	56.26
08	17.78	23.67	25.78	21	50.80	56.69	58.80
09	20.32	26.21	28.32	22	53.34	59.23	61.34
10	22.86	28.75	30.86	23	55.88	61.77	63.88
11	25.40	31.29	33.40	24	58.42	64.31	66.42
12	27.94	33.83	35.94	25	60.96	66.85	68.96
13	30.48	36.37	38.48	26	63.50	69.39	71.50
14	33.02	38.91	41.02	---	---	---	---