

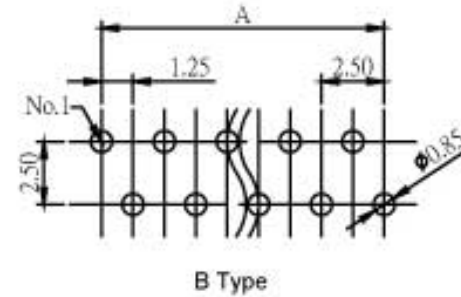
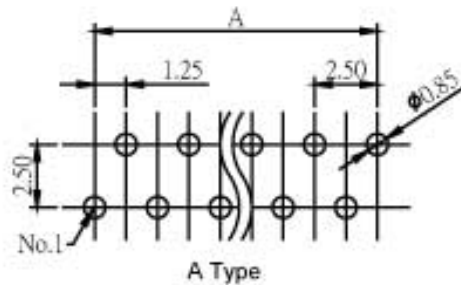
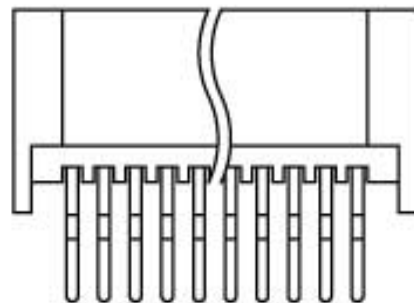
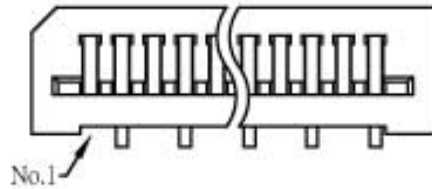
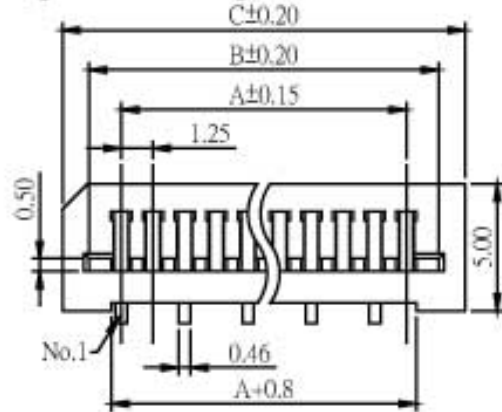

FPC/FFC 1.25mm Non ZIF Single Contact Dip Type Top Entry

Specifications

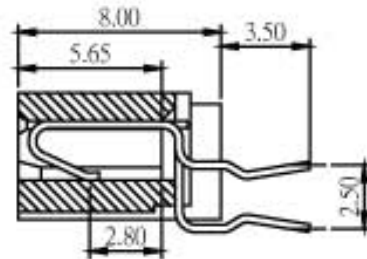
Current Rate: 1.0 AMP
 Insulation Resistance: 50MΩ Min.
 Contact Resistance: 20mΩ Max.
 Dielectric Voltage: 500V AC for one minute
 Operation Temperature: -20°C to +85°C

Material

Insulator: Polyester, UL 94V-0
 ©Standard: PBT
 Terminal: Copper Alloy
 Plated: Tin Plated



Recommended PCB Layout
 (PCB TOLERANCE ±0.05)



No. of Contacts	Dimensions			No. of Contacts	Dimensions		
	A	B	C		A	B	C
04	3.75	6.30	8.40	18	21.25	23.80	25.90
05	5.00	7.55	9.65	19	22.50	25.05	27.15
06	6.25	8.80	10.90	20	23.75	26.30	28.40
07	7.50	10.05	12.15	21	25.00	27.55	29.65
08	8.75	11.30	13.40	22	26.25	28.80	30.90
09	10.00	12.55	14.65	23	27.50	30.05	32.15
10	11.25	13.80	15.90	24	28.75	31.30	33.40
11	12.50	15.05	17.15	25	30.00	32.55	34.65
12	13.75	16.30	18.40	26	31.25	33.80	35.90
13	15.00	17.55	19.65	27	32.50	35.05	37.15
14	16.25	18.80	20.90	28	33.75	36.30	38.40
15	17.50	20.05	22.15	29	35.00	37.55	39.65
16	18.75	21.30	23.40	30	36.25	38.80	40.90
17	20.00	22.55	24.65				