

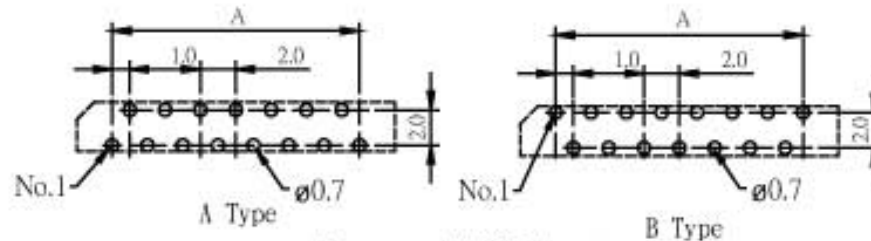
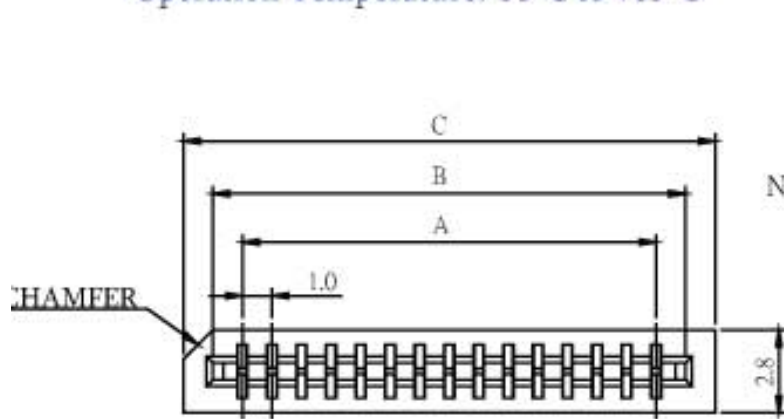
FPC/FFC 1.0mm Non ZIF Dip Type Top Entry

Specifications

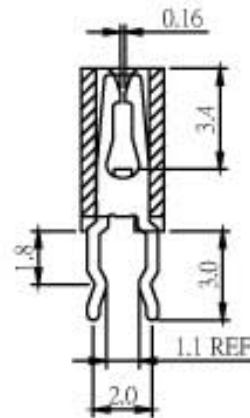
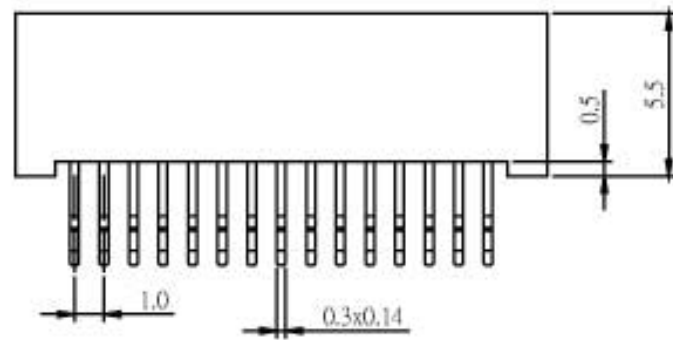
Current Rate:0.5 AMP
 Insulation Resistance:1000MΩ Min.
 Contact Resistance:30mΩ Max.
 Dielectric Voltage:500V AC for one minute
 Operation Temperature:-55°C to +85°C

Material

Insulator:Polyester,UL 94V-0
 ©Standard:Nylon 6T
 Terminal:Copper Alloy
 Plated:Tin Plated



Recommended PCB Layout
 (PCB TOLERANCE ± 0.05)



No. of Contacts	Dimensions			No. of Contacts	Dimensions		
	A	B	C		A	B	C
-----	-----	-----	-----	17	16.00	18.10	20.00
04	3.00	5.10	7.00	18	17.00	19.10	21.00
05	4.00	6.10	8.00	19	18.00	20.10	22.00
06	5.00	7.10	9.00	20	19.00	21.10	23.00
07	6.00	8.10	10.00	21	20.00	22.10	24.00
08	7.00	9.10	11.00	22	21.00	23.10	25.00
09	8.00	10.10	12.00	23	22.00	24.10	26.00
10	9.00	11.10	13.00	24	23.00	25.10	27.00
11	10.00	12.10	14.00	25	24.00	26.10	28.00
12	11.00	13.10	15.00	26	25.00	27.10	29.00
13	12.00	14.10	16.00	27	26.00	28.10	30.00
14	13.00	15.10	17.00	28	27.00	29.10	31.00
15	14.00	16.10	18.00	29	28.00	30.10	32.00
16	15.00	17.10	19.00	30	29.00	31.10	33.00