

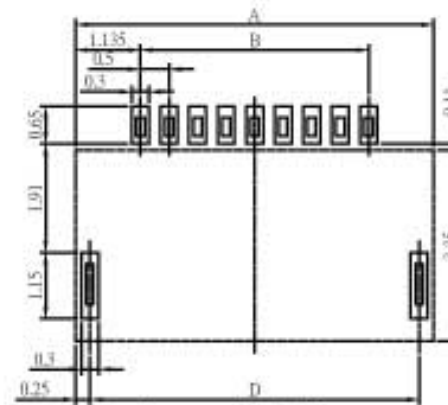
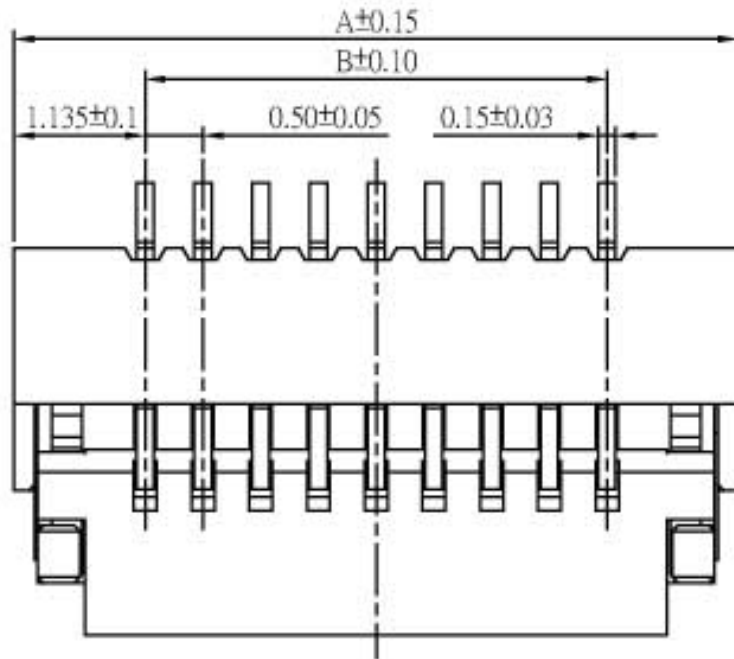

FPC/FFC 0.5mm ZIF SMT Type Side Entry

Specifications

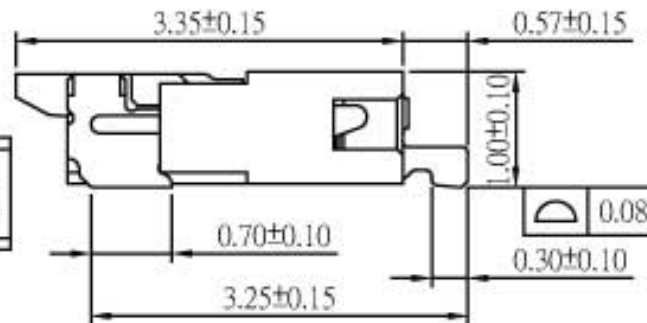
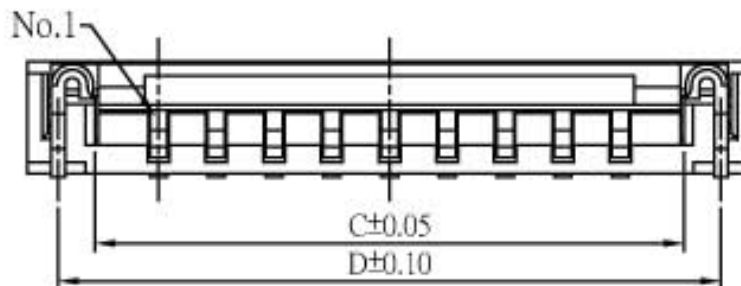
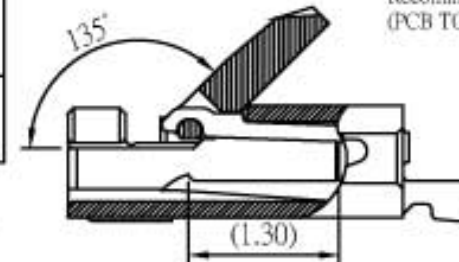
Current Rate: 0.4 AMP
 Insulation Resistance: 500MΩ Min.
 Contact Resistance: 20mΩ Max.
 Dielectric Voltage: 100V AC for one minute
 Operation Temperature: -55°C to +85°C

Material

Insulator: Polyester, UL 94V-0
 ©Standard: LCP
 Terminal: Copper Alloy
 Plated: Gold Plated



Recommended PCB Layout
(PCB TOLERANCE ±0.05)



No. of Contacts	Dimensions				No. of Contacts	Dimensions			
	A	B	C	D		A	B	C	D
04	3.77	1.50	2.60	3.27	28	15.77	13.50	14.60	15.27
05	4.27	2.00	3.10	3.77	29	16.27	14.00	15.10	15.77
06	4.77	2.50	3.60	4.27	30	16.77	14.50	15.60	16.27
07	5.27	3.00	4.10	4.77	31	17.27	15.00	16.10	16.77
08	5.77	3.50	4.60	5.27	32	17.77	15.50	16.60	17.27
09	6.27	4.00	5.10	5.77	33	18.27	16.00	17.10	17.77
10	6.77	4.50	5.60	6.27	34	18.77	16.50	17.60	18.27
11	7.27	5.00	6.10	6.77	35	19.27	17.00	18.10	18.77
12	7.77	5.50	6.60	7.27	36	19.77	17.50	18.60	19.27
13	8.27	6.00	7.10	7.77	37	20.27	18.00	19.10	19.77
14	8.77	6.50	7.60	8.27	38	20.77	18.50	19.60	20.27
15	9.27	7.00	8.10	8.77	39	21.27	19.00	20.10	20.77
16	9.77	7.50	8.60	9.27	40	21.77	19.50	20.60	21.27
17	10.27	8.00	9.10	9.77	41	22.27	20.00	21.10	21.77
18	10.77	8.50	9.60	10.27	42	22.77	20.50	21.60	22.27
19	11.27	9.00	10.10	10.77	43	23.27	21.00	22.10	22.77
20	11.77	9.50	10.60	11.27	44	23.77	21.50	22.60	23.27
21	12.27	10.00	11.10	11.77	45	24.27	22.00	23.10	23.77
22	12.77	10.50	11.60	12.27	46	24.77	22.50	23.60	24.27
23	13.27	11.00	12.10	12.77	47	25.27	23.00	24.10	24.77
24	13.77	11.50	12.60	13.27	48	25.77	23.50	24.60	25.27
25	14.27	12.00	13.10	13.77	49	26.27	24.00	25.10	25.77
26	14.77	12.50	13.60	14.27	50	26.77	24.50	25.60	26.27
27	15.27	13.00	14.10	14.77					